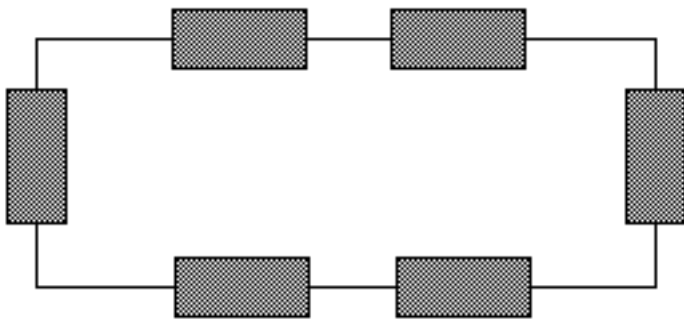


Quintopus/Deluxe Quintopus Instructions



Standard Quintopus

To use the standard Quintopus, simply connect one end of a standard SIO cable to your computer, and the other end to any port on the Quintopus.

Connect up to 5 peripherals directly to the remaining 5 SIO ports of the Quintopus. If you have more than 5 peripherals, connect the first 5 to the Quintopus and daisy chain the remaining peripherals to those.

Deluxe Quintopus

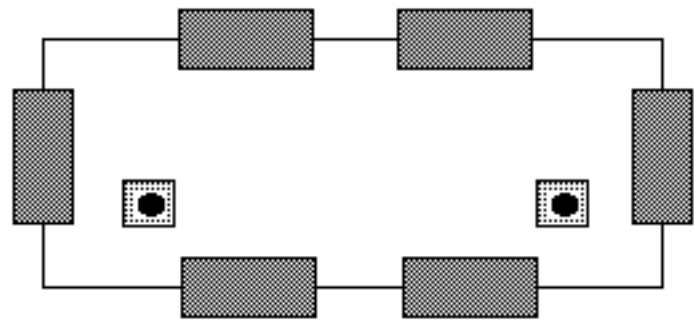
The diagram at the right shows the **Deluxe Quintopus**. The two ports on the **bottom** are the switched ports. The switch for each port is the one closest to it. The other 4 ports (left, right and top on our diagram) are unswitched.

To connect the **Deluxe Quintopus** to your system, simply plug one end of a standard SIO cable to your computer, and the other end to one of the **unswitched** ports.

Connect peripherals that will **not** be switched to any of the 3 remaining unswitched ports by simply running a standard SIO cable between the peripheral and the port on the **Quintopus**.

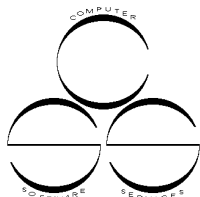
Those peripherals that will be switched should be connected to the two switchable ports (the bottom ports on our diagram). To switch the peripheral **on**, move the switch upwards, **away** from the port. To switch the peripheral **off**, which is just like removing the SIO cable from the peripheral itself, move the switch downwards, **towards** the port. A **Deluxe Quintopus** with both ports turned on is functionally identical to a standard **Quintopus**.

Do not connect computers to both the switchable and unswitchable ports at the same time. You **can** connect two computers to the switchable ports (one on each port), but only **one** of the ports may be **on** at any time.



Limited Warranty

Computer Software Services, Inc. will REPLACE any product which becomes inoperative through normal use for a period of 90 days from date of purchase. Computer Software Services, Inc. reserves the right to extend this warranty indefinitely should they desire. Due to piracy throughout the industry, Computer Software Services, Inc. does not issue refunds for ANY REASON. Any articles shipped to Computer Software Services, Inc. without a proper return authorization number WILL NOT BE ACCEPTED. Should you have any questions regarding this product or its operation please call between 10am - 5pm Eastern time weekdays. As always, Computer Software Services, Inc. will install any of its hardware products at no charge should you not be able to install it yourself. Please call for details, (716) 429-5639.



Computer Software Services

PO Box 17660

Rochester, New York 14617

(716) 429-5639, FAX: (716) 247-7158,

BBS: (716) 247-7157